



ASBK.COM.AU f t i y

Official ASBK Test : Phillip Island : February 2 & 3

KAWASAKI SUPERBIKE

Practice 5

Date: 03/02/19
Event: P19
Weather: Sunny - Temp: 24.5C
Track: Dry - Temp: 35.0C

Started at: 09:57:15
Laps: 25 Min
Starters: 22
Printed at: 10:27

CLASSIFICATION

Pos	No	Name	Machine	Fastest Lap	On Lap	Behind Prev	Behind Leader	Top Speed
1	47	Wayne MAXWELL (VIC) / Team Suzuki ECSTAR / Pirelli / Motul / Airroad / Suzuki Finance & Ins.	Suzuki GSX-R EL R	1:32.312	7 of 10			292
2	32	Troy BAYLISS (QLD)	Ducati Panigale FE	1:32.631	11 of 11	.319	.319	295
3	21	Josh WATERS (VIC) / Team Suzuki ECSTAR / Pirelli / Motul / Airroad / Suzuki Finance & Ins.	Suzuki GSX-R EL R	1:32.676	10 of 10	.045	.364	293
4	28	Aiden WAGNER (QLD)	Yamaha YZF-R1	1:32.844	5 of 14	.168	.532	294
5	1	Troy HERFOSS (QLD) / Penrite Honda Racing / Morris Finance / Elite Roads / NGK / Snap On	Honda CBR RR SP	1:32.984	9 of 10	.140	.672	293
6	65	Cru HALLIDAY (NSW) / Yamaha Racing Team	Yamaha YZF-R1	1:33.899	6 of 11	.915	1.587	297
7	25	Daniel FALZON (SA) / Yamaha Racing Team	Yamaha YZF-R1	1:33.947	3 of 9	.048	1.635	294
8	14	Glenn ALLERTON (NSW) / NextGen Motorsports / Alpine Performance	BMW S RR	1:33.954	6 of 9	.007	1.642	293
9	61	Arthur SISIS (SA) / Hoey Suspensions /Allan Morrison	Suzuki GSXR RL7	1:34.018	9 of 9	.064	1.706	292
10	46	Mike JONES (QLD)	Kawasaki ZX10RR	1:34.154	9 of 9	.136	1.842	296
11	41	Max CROKER (NSW) / Mladin Racing / Yoshimura / Suzuki / AGV Sport / X-lite / Motorex Aust.	Suzuki GSX-R	1:34.171	10 of 13	.017	1.859	295
12	8	Alex PHILLIS (VIC) / Team Suzuki Ecstar	Suzuki GSXR	1:34.536	9 of 12	.365	2.224	297
13	30	Mark CHIODO (VIC) / Penrite Honda Racing / Morris Finance / Elite Roads / NGK / Snap On	Honda CBR RR SP	1:34.610	3 of 13	.074	2.298	286
14	67	Bryan STARING (WA) / Kawasaki Bcperformance	Kawasaki ZX10RR	1:34.827	5 of 10	.217	2.515	295
15	29	Ted COLLINS (VIC)	BMW S RR	1:34.909	10 of 11	.082	2.597	295
16	33	Sloan FROST (VIC)	Suzuki GSX-R	1:35.065	5 of 7	.156	2.753	289
17	168	Glenn SCOTT (NSW) / GSR Kawasaki	Kawasaki ZX10RR	1:35.368	6 of 14	.303	3.056	297
18	22	Lachlan EPIS (NSW) / Kawasaki Bcperformance	Kawasaki ZX10RR	1:35.646	7 of 7	.278	3.334	290
19	11	Phil CZAJ (VIC) / Eco Light Up / 11Motorsport / Liqui Moly / X-Lite / SC Project Exhaust	Aprilia RSV4 RFW	1:37.515	10 of 11	1.869	5.203	281
20	36	Murray CLARK (QLD) / Addicted to Track	BMW S RR	1:39.310	5 of 5	1.795	6.998	280
21	23	Heath GRIFFIN (NSW) / Russell Symes and Company	Suzuki GSX-R	1:39.353	6 of 12	.043	7.041	281
22	44	Will DAVIDSON (NSW) / YRD / WD Racing	Yamaha YZF-R1	1:41.130	2 of 4	1.777	8.818	278

Current best lap for SBK class - 1:32.096 by Wayne MAXWELL (VIC) on a Yamaha YZF-R1 set on 13/10/18

Scott Laing
Chief Time Keeper - Scott Laing


Clerk of Course - Simon Maas



Computime Race Timing Systems Pty Ltd © 1996
Licensed to Computime Race Timing Systems

www.computime.com.au

COMPUTIME RACE TIMING SYSTEMS PTY LTD





ASBK.COM.AU f t i y

Official ASBK Test : Phillip Island : February 2 & 3

KAWASAKI SUPERBIKE

Practice 5

Date: 03/02/19
Event: P19
Weather: Sunny - Temp: 24.5C
Track: Dry - Temp: 35.0C


Started at: 09:57:15
Laps: 25 Min
Starters: 22
Printed at: 10:27

LAP TIMES

No	Name	Lap 1	Lap 2	Lap 3	Lap 4	Lap 5	Lap 6	Lap 7	Lap 8	Lap 9	Lap 10
1	Troy HERFOSS (QLD)	2:02.522	1:34.084	1:33.414	1:33.810	1:33.483	1:50.883	8:49.185	2:09.929	1:32.984	1:33.092
8	Alex PHILLIS (VIC)	1:52.246	1:35.522	1:35.293	1:45.109	1:35.170	1:35.352	6:52.242	1:41.398	1:34.536	1:34.683
		10	1:35.380	1:35.590							
11	Phil CZAJ (VIC)	1:50.622	1:38.677	1:37.658	1:38.161	1:37.572	1:37.744	1:37.723	1:37.816	1:37.949	1:37.515
		10	1:37.609								
14	Glenn ALLERTON (NSW)	1:43.460	1:34.927	5:03.956	1:58.140	1:57.575	1:33.954	7:14.610	1:56.748	1:34.941	
21	Josh WATERS (VIC)	1:53.761	1:34.503	1:33.826	1:44.851	1:33.376	1:33.454	5:51.964	1:50.773	1:33.215	1:32.676
22	Lachlan EPIS (NSW)	7:11.037	1:46.826	1:35.985	1:36.521	1:35.867	1:36.635	1:35.646			
23	Heath GRIFFIN (NSW)	1:56.267	1:42.628	1:40.674	1:40.077	1:39.556	1:39.353	1:40.064	1:39.354	1:39.857	1:39.475
		10	1:39.997	1:41.807							
25	Daniel FALZON (SA)	1:47.704	1:35.196	1:33.947	1:34.076	5:07.770	1:47.370	1:57.208	2:00.567	1:40.503	
28	Aiden WAGNER (QLD)	1:40.358	1:34.703	4:31.418	1:39.562	1:32.844	1:32.982	1:40.042	1:41.457	1:46.309	1:35.947
		10	1:34.108	1:33.854	1:36.360	1:33.870					
29	Ted COLLINS (VIC)	1:43.407	1:35.421	1:35.928	1:35.471	7:55.502	1:44.013	1:35.313	1:37.036	1:35.418	1:34.909
		10	1:34.948								
30	Mark CHIODO (VIC)	1:45.379	1:34.982	1:34.610	1:34.803	1:41.104	1:34.859	1:35.187	5:48.623	1:47.587	1:34.651
		10	1:35.429	2:24.307	1:44.659						
32	Troy BAYLISS (QLD)	1:46.643	1:42.694	1:33.173	5:32.097	1:44.783	1:32.779	1:33.377	1:33.822	4:25.603	1:39.926
		10	1:32.631								
33	Sloan FROST (VIC)	1:35.373	1:35.746	3:16.365	1:46.774	1:35.065	1:35.336	1:35.560			
36	Murray CLARK (QLD)	1:52.396	1:41.740	1:40.792	1:40.095	1:39.310					
41	Max CROKER (NSW)	1:48.495	1:36.640	1:35.807	1:41.437	5:09.864	1:47.334	1:35.718	1:34.946	1:43.849	1:34.171
		10	1:34.691	2:27.843	1:41.635						
44	Will DAVIDSON (NSW)	1:51.636	1:41.130	1:44.226	1:46.164						
46	Mike JONES (QLD)	1:45.150	1:36.534	1:34.720	1:34.933	12:21.522	1:45.716	1:35.375	1:34.190	1:34.154	
47	Wayne MAXWELL (VIC)	1:48.048	1:33.419	1:33.371	1:33.188	5:04.543	2:02.443	1:32.312	6:06.155	1:54.865	1:32.914
61	Arthur SISSIS (SA)	1:50.459	1:35.321	1:37.058	1:34.850	11:24.156	2:05.299	1:34.944	1:47.299	1:34.018	
65	Cru HALLIDAY (NSW)	1:55.163	1:34.194	1:34.785	1:34.550	1:33.903	1:33.899	6:18.146	2:06.438	1:36.226	1:41.153
		10	1:34.504								
67	Bryan STARING (WA)	1:49.568	1:35.823	1:35.025	1:34.975	1:34.827	1:35.015	1:34.837	1:35.006	1:35.126	1:35.110
168	Glenn SCOTT (NSW)	1:51.075	1:36.795	1:36.501	1:35.719	1:35.700	1:35.368	1:35.481	1:35.398	2:00.481	3:33.305
		10	1:48.900	1:35.921	1:35.902	1:35.435					

Scott Laing
Chief Time Keeper - Scott Laing

Clerk of Course - Simon Maas



Computime Race Timing Systems Pty Ltd © 1996
Licensed to Computime Race Timing Systems
www.computime.com.au

COMPUTIME RACE TIMING SYSTEMS PTY LTD



ASBK.COM.AU f t i y

Official ASBK Test : Phillip Island : February 2 & 3

KAWASAKI SUPERBIKE

Practice 5

Date: 03/02/19
 Event: P19
 Weather: Sunny - Temp: 24.5C
 Track: Dry - Temp: 35.0C


Started at: 09:57:15
 Laps: 25 Min
 Starters: 22
 Printed at: 10:27

SPLIT TIMES

Lap	Split 1	Split 2	Split 3	Split 4	Lap Time	Spd	Lap	Split 1	Split 2	Split 3	Split 4	Lap Time	Spd
1 Troy HERFOSS (QLD) (5th)							10	23.290	28.513	18.623	27.089	1:37.515	279
1	33.030	30.694	22.890	35.908	2:02.522 P		11	23.361	28.365	18.714	27.169	1:37.609	281
2	22.670	27.275	17.876	26.263	1:34.084	290	14 Glenn ALLERTON (NSW) (8th)						
3	22.510	27.049	17.768	26.087	1:33.414	290	1	29.147	29.032	18.492	26.789	1:43.460 P	
4	22.413	27.280	17.814	26.303	1:33.810	291	2	22.993	27.464	18.100	26.370	1:34.927	286
5	22.400	27.091	17.872	26.120	1:33.483	290	3	22.573	27.657	18.350	3:55.376	5:03.956	293
6	27.513	34.925	19.977	28.468	1:50.883	273	4	35.591	32.001	21.894	28.654	1:58.140 P	
7	22.476	27.464	18.325	7:40.920	8:49.185	293	5	25.395	40.187	24.753	27.240	1:57.575	291
8	35.518	45.227	22.173	27.011	2:09.929 P		6	22.531	27.181	17.961	26.281	1:33.954	291
9	22.374	26.844	17.715	26.051	1:32.984	289	7	25.350	30.787	22.835	5:55.638	7:14.610	293
10	22.270	27.066	17.750	26.006	1:33.092	291	8	33.859	31.966	21.535	29.388	1:56.748 P	
8 Alex PHILLIS (VIC) (12th)							9	22.763	27.404	18.106	26.668	1:34.941	290
1	30.338	28.442	19.466	34.000	1:52.246 P		21 Josh WATERS (VIC) (3rd)						
2	23.072	27.437	18.462	26.551	1:35.522	290	1	36.619	30.678	19.307	27.157	1:53.761 P	
3	22.771	27.467	18.435	26.620	1:35.293	293	2	22.641	27.300	18.128	26.434	1:34.503	288
4	28.331	31.915	18.392	26.471	1:45.109	290	3	22.488	27.123	17.953	26.262	1:33.826	291
5	22.614	27.494	18.367	26.695	1:35.170	293	4	24.104	35.996	18.449	26.302	1:44.851	292
6	22.760	27.469	18.275	26.848	1:35.352	289	5	22.330	26.935	17.896	26.215	1:33.376	291
7	27.197	27.946	18.284	5:38.815	6:52.242	292	6	22.239	27.039	17.860	26.316	1:33.454	293
8	28.209	28.166	18.563	26.460	1:41.398 P		7	24.013	30.869	20.753	4:36.329	5:51.964	293
9	22.535	27.332	18.251	26.418	1:34.536	297	8	37.102	28.630	18.493	26.548	1:50.773 P	
10	22.450	27.556	18.210	26.467	1:34.683	297	9	22.230	27.099	17.903	25.983	1:33.215	291
11	22.639	27.626	18.360	26.755	1:35.380	292	10	22.135	26.791	17.769	25.981	1:32.676	291
12	22.697	27.460	18.415	27.018	1:35.590	291	22 Lachlan EPIS (NSW) (18th)						
11 Phil CZAJ (VIC) (19th)							1	31.534	31.762	19.907	5:47.834	7:11.037 P	
1	33.815	29.944	19.161	27.702	1:50.622 P		2	30.198	29.685	18.726	28.217	1:46.826 P	
2	23.897	28.915	18.725	27.140	1:38.677	277	3	23.030	27.536	18.357	27.062	1:35.985	288
3	23.474	28.355	18.601	27.228	1:37.658	278	4	22.940	27.791	18.641	27.149	1:36.521	290
4	23.586	28.501	18.746	27.328	1:38.161	278	5	22.894	27.795	18.271	26.907	1:35.867	290
5	23.420	28.238	18.631	27.283	1:37.572	278	6	23.096	28.000	18.566	26.973	1:36.635	287
6	23.419	28.268	18.699	27.358	1:37.744	278	7	23.162	27.523	18.277	26.684	1:35.646	286
7	23.457	28.303	18.698	27.265	1:37.723	278	23 Heath GRIFFIN (NSW) (21th)						
8	23.538	28.295	18.649	27.334	1:37.816	278							
9	23.563	28.431	18.732	27.223	1:37.949	280							

Scott Laing
 Chief Time Keeper - Scott Laing

Clerk of Course - Simon Maas



Computime Race Timing Systems Pty Ltd © 1996
 Licensed to Computime Race Timing Systems
www.computime.com.au

COMPUTIME RACE TIMING SYSTEMS PTY LTD



ASBK.COM.AU f t i y

Official ASBK Test : Phillip Island : February 2 & 3

KAWASAKI SUPERBIKE

Practice 5

Date: 03/02/19
 Event: P19
 Weather: Sunny - Temp: 24.5C
 Track: Dry - Temp: 35.0C


Started at: 09:57:15
 Laps: 25 Min
 Starters: 22
 Printed at: 10:27

SPLIT TIMES

Lap	Split 1	Split 2	Split 3	Split 4	Lap Time	Spd	Lap	Split 1	Split 2	Split 3	Split 4	Lap Time	Spd
1	33.025	32.579	20.736	29.927	1:56.267 P		12	22.511	27.174	17.814	26.355	1:33.854	290
2	24.993	29.627	19.529	28.479	1:42.628	262	13	22.469	27.591	19.419	26.881	1:36.360	292
3	24.352	28.943	19.378	28.001	1:40.674	273	14	22.541	27.187	17.813	26.329	1:33.870	290
4	24.304	28.910	19.159	27.704	1:40.077	273							
5	24.085	28.983	18.867	27.621	1:39.556	273	29 Ted COLLINS (VIC) (15th)						
6	23.757	28.708	19.148	27.740	1:39.353	281	1	29.058	29.101	18.750	26.498	1:43.407 P	
7	23.996	28.913	19.133	28.022	1:40.064	274	2	23.054	27.731	18.287	26.349	1:35.421	293
8	23.929	28.703	19.067	27.655	1:39.354	276	3	22.757	27.831	18.286	27.054	1:35.928	295
9	23.957	28.875	19.258	27.767	1:39.857	269	4	22.864	27.786	18.216	26.605	1:35.471	288
10	23.874	28.682	19.135	27.784	1:39.475	274	5	23.682	28.462	19.087	6:44.271	7:55.502	283
11	23.864	28.928	19.398	27.807	1:39.997	275	6	30.151	28.579	18.464	26.819	1:44.013 P	
12	24.561	29.745	19.252	28.249	1:41.807	276	7	22.977	27.574	18.137	26.625	1:35.313	291
							8	22.698	27.618	18.697	28.023	1:37.036	290
							9	22.821	27.624	18.376	26.597	1:35.418	290
25 Daniel FALZON (SA) (7th)													
1	32.097	29.602	18.756	27.249	1:47.704 P		10	22.610	27.630	18.171	26.498	1:34.909	290
2	22.905	27.684	18.185	26.422	1:35.196	290	11	22.665	27.603	18.179	26.501	1:34.948	290
3	22.680	27.155	17.893	26.219	1:33.947	289							
4	22.505	27.184	18.062	26.325	1:34.076	290	30 Mark CHIODO (VIC) (13th)						
5	23.081	29.557	18.708	3:56.424	5:07.770	289	1	29.666	29.670	18.939	27.104	1:45.379 P	
6	34.021	28.969	18.272	26.108	1:47.370 P		2	22.756	27.545	18.133	26.548	1:34.982	286
7	22.275	40.868	19.148	34.917	1:57.208	294	3	22.591	27.358	18.113	26.548	1:34.610	285
8	22.351	27.214	18.017	52.985	2:00.567	292	4	22.592	27.463	18.120	26.628	1:34.803	286
9	27.843	27.818	18.459	26.383	1:40.503 P		5	24.166	30.889	19.101	26.948	1:41.104	284
							6	22.649	27.439	18.106	26.665	1:34.859	286
							7	22.620	27.647	18.210	26.710	1:35.187	286
28 Aiden WAGNER (QLD) (4th)													
1	27.216	28.091	18.007	27.044	1:40.358 P		8	24.121	29.788	20.081	4:34.633	5:48.623	285
2	22.812	27.377	17.914	26.600	1:34.703	283	9	32.233	29.498	18.899	26.957	1:47.587 P	
3	22.646	28.772	18.643	3:21.357	4:31.418	289	10	22.589	27.488	18.136	26.438	1:34.651	286
4	27.760	27.532	17.926	26.344	1:39.562 P		11	22.509	27.577	18.112	27.231	1:35.429	286
5	22.325	26.832	17.614	26.073	1:32.844	292	12	26.816	1:57.491			2:24.307	267
6	22.322	26.754	17.714	26.192	1:32.982	292	13	30.039	28.886	18.831	26.903	1:44.659 P	
7	24.148	30.811	18.648	26.435	1:40.042	293							
8	22.392	27.251	20.210	31.604	1:41.457	293	32 Troy BAYLISS (QLD) (2nd)						
9	22.198	30.693	18.145	35.273	1:46.309	294	1	31.136	28.536	18.680	28.291	1:46.643 P	
10	22.544	27.014	19.394	26.995	1:35.947	283	2	27.311	30.538	18.506	26.339	1:42.694	211
11	22.424	27.109	18.203	26.372	1:34.108	291	3	22.284	27.047	17.840	26.002	1:33.173	291

Scott Laing
 Chief Time Keeper - Scott Laing

Clerk of Course - Simon Maas



Computime Race Timing Systems Pty Ltd © 1996
 Licensed to Computime Race Timing Systems
www.computime.com.au

COMPUTIME RACE TIMING SYSTEMS PTY LTD



ASBK.COM.AU f t i y

Official ASBK Test : Phillip Island : February 2 & 3

KAWASAKI SUPERBIKE

Practice 5

Date: 03/02/19
 Event: P19
 Weather: Sunny - Temp: 24.5C
 Track: Dry - Temp: 35.0C


Started at: 09:57:15
 Laps: 25 Min
 Starters: 22
 Printed at: 10:27

SPLIT TIMES

Lap	Split 1	Split 2	Split 3	Split 4	Lap Time	Spd	Lap	Split 1	Split 2	Split 3	Split 4	Lap Time	Spd
4	23.872	30.313	18.824	4:19.088	5:32.097	290	11	22.587	27.683	18.179	26.242	1:34.691	290
5	29.615	30.810	18.202	26.156	1:44.783 P		12	24.110	31.418	18.462	1:13.853	2:27.843	289
6	22.240	26.775	17.760	26.004	1:32.779	293	13	28.862	27.976	18.320	26.477	1:41.635 P	
7	22.201	27.047	17.956	26.173	1:33.377	295							
8	22.389	27.168	18.023	26.242	1:33.822	291	44 Will DAVIDSON (NSW) (22th)						
9	24.048	32.290	21.511	3:07.754	4:25.603	284	1	33.590	29.708	20.115	28.223	1:51.636 P	
10	28.390	27.498	18.046	25.992	1:39.926 P		2	24.471	29.136	19.649	27.874	1:41.130	276
11	22.155	26.809	17.719	25.948	1:32.631	291	3	23.831	33.264	19.453	27.678	1:44.226	277
							4	23.987	32.593	21.463	28.121	1:46.164	278
33 Sloan FROST (VIC) (16th)													
1					1:35.373		46 Mike JONES (QLD) (10th)						
2					1:35.746		1	30.337	29.069	18.756	26.988	1:45.150 P	
3					3:16.365		2	23.212	28.156	18.444	26.722	1:36.534	293
4	32.884	28.669	18.532	26.689	1:46.774 P		3	22.745	27.419	18.093	26.463	1:34.720	293
5	22.759	27.453	18.209	26.644	1:35.065	288	4	22.805	27.241	18.214	26.673	1:34.933	296
6	22.776	27.533	18.310	26.717	1:35.336	289	5	22.620	27.364	18.521	11:13.017	12:21.522	291
7	22.769	27.750	18.311	26.730	1:35.560	287	6	30.533	29.351	19.063	26.769	1:45.716 P	
							7	22.904	27.482	18.044	26.945	1:35.375	293
36 Murray CLARK (QLD) (20th)													
1	32.188	31.330	20.099	28.779	1:52.396 P		8	22.423	27.210	18.039	26.518	1:34.190	293
2	24.239	29.865	19.510	28.126	1:41.740	274	9	22.440	27.453	17.926	26.335	1:34.154	292
3	23.824	29.823	19.390	27.755	1:40.792	277	47 Wayne MAXWELL (VIC) (1st)						
4	23.858	29.190	19.159	27.888	1:40.095	276	1	34.875	28.158	18.448	26.567	1:48.048 P	
5	23.562	29.055	19.170	27.523	1:39.310	280	2	22.581	27.095	17.895	25.848	1:33.419	288
							3	22.506	26.979	17.735	26.151	1:33.371	291
41 Max CROKER (NSW) (11th)													
1	33.960	28.816	18.576	27.143	1:48.495 P		4	22.408	26.973	17.877	25.930	1:33.188	290
2	23.413	27.984	18.600	26.643	1:36.640	287	5	23.533	28.371	18.506	3:54.133	5:04.543	291
3	22.834	27.759	18.450	26.764	1:35.807	288	6	39.242	38.354	18.663	26.184	2:02.443 P	
4	23.875	32.542	18.382	26.638	1:41.437	288	7	22.219	26.705	17.709	25.679	1:32.312	291
5	22.901	28.329	18.651	3:59.983	5:09.864	291	8	25.049	32.030	18.751	4:50.325	6:06.155	292
6	31.506	30.578	18.584	26.666	1:47.334 P		9	33.851	28.141	18.420	34.453	1:54.865 P	
7	22.738	27.609	18.504	26.867	1:35.718	291	10	22.325	27.012	17.838	25.739	1:32.914	291
8	22.771	27.407	18.261	26.507	1:34.946	287	61 Arthur SISIS (SA) (9th)						
9	22.704	30.076	24.294	26.775	1:43.849	289	1	28.974	28.206	19.478	33.801	1:50.459 P	
10	22.408	27.278	18.203	26.282	1:34.171	295	2	23.101	27.530	18.306	26.384	1:35.321	292

Scott Laing
 Chief Time Keeper - Scott Laing

Clerk of Course - Simon Maas



Computime Race Timing Systems Pty Ltd © 1996
 Licensed to Computime Race Timing Systems
www.computime.com.au

COMPUTIME RACE TIMING SYSTEMS PTY LTD



ASBK.COM.AU f t i y

Official ASBK Test : Phillip Island : February 2 & 3

KAWASAKI SUPERBIKE

Practice 5

Date: 03/02/19
 Event: P19
 Weather: Sunny - Temp: 24.5C
 Track: Dry - Temp: 35.0C

Started at: 09:57:15
 Laps: 25 Min
 Starters: 22
 Printed at: 10:27

SPLIT TIMES

Lap	Split 1	Split 2	Split 3	Split 4	Lap Time	Spd	Lap	Split 1	Split 2	Split 3	Split 4	Lap Time	Spd
3	22.954	28.271	19.671	26.162	1:37.058	286	4	22.728	27.568	18.132	26.547	1:34.975	294
4	22.707	27.701	18.064	26.378	1:34.850	289	5	22.730	27.478	18.003	26.616	1:34.827	293
5	25.223	28.032	18.461	10:12.440	11:24.156	289	6	22.773	27.571	18.123	26.548	1:35.015	294
6	35.348	38.009	25.616	26.326	2:05.299 P		7	22.700	27.356	18.113	26.668	1:34.837	293
7	22.615	28.236	17.877	26.216	1:34.944	286	8	22.667	27.429	18.020	26.890	1:35.006	293
8	24.307	34.417	19.813	28.762	1:47.299	287	9	22.900	27.501	18.121	26.604	1:35.126	291
9	22.593	27.340	17.929	26.156	1:34.018	289	10	22.726	27.596	18.190	26.598	1:35.110	292

65 Cru HALLIDAY (NSW) (6th)

1	40.112	29.831	18.634	26.586	1:55.163 P	
2	22.682	27.442	17.971	26.099	1:34.194	290
3	22.678	27.630	18.127	26.350	1:34.785	297
4	22.359	27.726	17.995	26.470	1:34.550	292
5	22.495	27.216	17.919	26.273	1:33.903	289
6	22.432	27.280	17.943	26.244	1:33.899	290
7	22.506	37.925	30.324	4:47.391	6:18.146	290
8	40.382	34.566	23.674	27.816	2:06.438 P	
9	23.428	27.860	18.093	26.845	1:36.226	289
10	22.720	28.926	22.639	26.868	1:41.153	291
11	22.538	27.450	18.082	26.434	1:34.504	289

168 Glenn SCOTT (NSW) (17th)



1	35.621	29.251	18.954	27.249	1:51.075 P	
2	23.285	28.236	18.512	26.762	1:36.795	284
3	23.072	28.239	18.372	26.818	1:36.501	295
4	22.945	27.984	18.336	26.454	1:35.719	294
5	22.588	27.827	18.380	26.905	1:35.700	295
6	22.762	27.748	18.181	26.677	1:35.368	295
7	22.809	27.660	18.292	26.720	1:35.481	296
8	22.786	27.654	18.246	26.712	1:35.398	297
9	33.879	36.108	22.659	27.835	2:00.481	293
10	23.012	27.838	18.421	2:24.034	3:33.305	295
11	34.179	28.746	18.789	27.186	1:48.900 P	
12	22.983	27.940	18.299	26.699	1:35.921	295
13	22.804	27.919	18.344	26.835	1:35.902	296
14	22.793	27.669	18.330	26.643	1:35.435	294

67 Bryan STARING (WA) (14th)

1	33.063	30.172	19.286	27.047	1:49.568 P	
2	23.084	27.528	18.293	26.918	1:35.823	294
3	22.753	27.403	18.336	26.533	1:35.025	294

Scott Laing
 Chief Time Keeper - Scott Laing

Clerk of Course - Simon Maas



Computime Race Timing Systems Pty Ltd © 1996
 Licensed to Computime Race Timing Systems

www.computime.com.au

COMPUTIME RACE TIMING SYSTEMS PTY LTD



ASBK.COM.AU f t i y

Official ASBK Test : Phillip Island : February 2 & 3

KAWASAKI SUPERBIKE

Practice 5

Date: 03/02/19
Event: P19
Weather: Sunny - Temp: 24.5C
Track: Dry - Temp: 35.0C



Started at: 09:57:15
Laps: 25 Min
Starters: 22
Printed at: 10:27

FASTEST LAPS SEQUENCE

Race Time	No	Name	Machine	Fastest Lap	On Lap
1:48.962	30	Mark CHIODO (VIC)	Honda CBR RR SP	1:45.379	1
1:52.212	28	Aiden WAGNER (QLD)	Yamaha YZF-R1	1:40.358	1
3:23.944	30	Mark CHIODO (VIC)	Honda CBR RR SP	1:34.982	2
3:26.915	28	Aiden WAGNER (QLD)	Yamaha YZF-R1	1:34.703	2
3:59.806	1	Troy HERFOSS (QLD)	Honda CBR RR SP	1:34.084	2
4:17.867	47	Wayne MAXWELL (VIC)	Suzuki GSX-R EL R	1:33.419	2
5:08.861	32	Troy BAYLISS (QLD)	Ducati Panigale FE	1:33.173	3
11:10.739	28	Aiden WAGNER (QLD)	Yamaha YZF-R1	1:32.844	5
13:58.520	32	Troy BAYLISS (QLD)	Ducati Panigale FE	1:32.779	6
16:03.724	47	Wayne MAXWELL (VIC)	Suzuki GSX-R EL R	1:32.312	7

Scott Laing
Chief Time Keeper - Scott Laing

.....
Clerk of Course - Simon Maas



Computime Race Timing Systems Pty Ltd © 1996
Licensed to Computime Race Timing Systems

www.computime.com.au

COMPUTIME RACE TIMING SYSTEMS PTY LTD



ASBK.COM.AU f t i y

Official ASBK Test : Phillip Island : February 2 & 3

KAWASAKI SUPERBIKE

Practice 5

Date: 03/02/19
Event: P19
Weather: Sunny - Temp: 24.5C
Track: Dry - Temp: 35.0C


Started at: 09:57:15
Laps: 25 Min
Starters: 22
Printed at: 10:27

BEST PARTIAL TIMES

Pos	Split 1		Split 2		Split 3		Split 4		LAP		Ideal	Fastest
	Name	Time	Name	Time	Name	Time	Name	Time	Name	Time		
1	J. WATERS	22.135	W. MAXWELL	26.705	A. WAGNER	17.614	W. MAXWELL	25.679	W. MAXWELL	1:32.312	1:32.312	
2	T. BAYLISS	22.155	A. WAGNER	26.754	W. MAXWELL	17.709	T. BAYLISS	25.948	T. BAYLISS	1:32.597	1:32.631	
3	A. WAGNER	22.198	T. BAYLISS	26.775	T. HERFOSS	17.715	J. WATERS	25.981	A. WAGNER	1:32.639	1:32.844	
4	W. MAXWELL	22.219	J. WATERS	26.791	T. BAYLISS	17.719	T. HERFOSS	26.006	J. WATERS	1:32.676	1:32.676	
5	T. HERFOSS	22.270	T. HERFOSS	26.844	J. WATERS	17.769	A. WAGNER	26.073	T. HERFOSS	1:32.835	1:32.984	
6	D. FALZON	22.275	D. FALZON	27.155	A. SISSIS	17.877	C. HALLIDAY	26.099	D. FALZON	1:33.431	1:33.947	
7	C. HALLIDAY	22.359	G. ALLERTON	27.181	D. FALZON	17.893	D. FALZON	26.108	C. HALLIDAY	1:33.593	1:33.899	
8	M. CROKER	22.408	M. JONES	27.210	C. HALLIDAY	17.919	A. SISSIS	26.156	M. JONES	1:33.894	1:34.154	
9	M. JONES	22.423	C. HALLIDAY	27.216	M. JONES	17.926	M. CROKER	26.242	G. ALLERTON	1:33.954	1:33.954	
10	A. PHILLIS	22.450	M. CROKER	27.278	G. ALLERTON	17.961	G. ALLERTON	26.281	A. SISSIS	1:33.966	1:34.018	
11	M. CHIDO	22.509	A. PHILLIS	27.332	B. STARING	18.003	M. JONES	26.335	M. CROKER	1:34.107	1:34.171	
12	G. ALLERTON	22.531	A. SISSIS	27.340	M. CHIDO	18.106	T. COLLINS	26.349	A. PHILLIS	1:34.410	1:34.536	
13	G. SCOTT	22.588	B. STARING	27.356	T. COLLINS	18.137	A. PHILLIS	26.418	M. CHIDO	1:34.411	1:34.610	
14	A. SISSIS	22.593	M. CHIDO	27.358	M. CROKER	18.179	M. CHIDO	26.438	B. STARING	1:34.559	1:34.827	
15	T. COLLINS	22.610	S. FROST	27.453	G. SCOTT	18.181	G. SCOTT	26.454	T. COLLINS	1:34.670	1:34.909	
16	B. STARING	22.667	L. EPIS	27.523	S. FROST	18.209	B. STARING	26.533	G. SCOTT	1:34.877	1:35.368	
17	S. FROST	22.759	T. COLLINS	27.574	A. PHILLIS	18.210	S. FROST	26.644	S. FROST	1:35.065	1:35.065	
18	L. EPIS	22.894	G. SCOTT	27.654	L. EPIS	18.271	L. EPIS	26.684	L. EPIS	1:35.372	1:35.646	
19	P. CZAJ	23.290	P. CZAJ	28.238	P. CZAJ	18.601	P. CZAJ	27.089	P. CZAJ	1:37.218	1:37.515	
20	M. CLARK	23.562	W. DAVIDSON	28.492	H. GRIFFIN	18.867	M. CLARK	27.523	H. GRIFFIN	1:38.927	1:39.353	
21	H. GRIFFIN	23.757	H. GRIFFIN	28.682	M. CLARK	19.159	H. GRIFFIN	27.621	W. DAVIDSON	1:39.221	1:41.130	
22	W. DAVIDSON	23.831	M. CLARK	29.055	W. DAVIDSON	19.220	W. DAVIDSON	27.678	M. CLARK	1:39.299	1:39.310	

Scott Laing
Chief Time Keeper - Scott Laing

.....
Clerk of Course - Simon Maas



Computime Race Timing Systems Pty Ltd © 1996
Licensed to Computime Race Timing Systems
www.computime.com.au

COMPUTIME RACE TIMING SYSTEMS PTY LTD